

TURQUOISE



IDEAL SOLUTIONS FOR MEDIUM HAUL JOURNEYS



EURO 5 EEV

ISUZU

MEET THE ADVANTAGES OF BEING IN THE MIDDLE



AESTHETIC, COMFORTABLE AND ECO-FRIENDLY

Anadolu Isuzu's tested and trusted medium-size coach has a new frontal and interior design and is equipped with a new Euro 5 - EEV (Enhanced Environmentally-Friendly Vehicle) Isuzu engine. The new common rail turbo diesel engine produces 190 HP at 1600-2600 rpm. The stylish interior design and equipment in the new Turquoise provide a more comfortable journey for the driver and the passengers.

Combining the various advantages of a minibus and a full-size coach into one wise "midi" concept, Turquoise becomes an ideal partner for short- and medium-haul routes, local transportation, panoramic tours and excursions. With a passenger capacity of 31 seats, Isuzu Turquoise offers the all the comforts of a full-size coach while operating as economically as a minibus with its high maneuverability even in the narrowest streets of the city.





A THRONE FOR THE DRIVER

Anadolu Isuzu cares about the ones behind the steering wheel, who spend most of their time on the road, and who work with full commitment to ensure a safe and comfortable journey for the passengers. Anadolu Isuzu assures both driver comfort and safety on board, the essentials for a safe and pleasant journey. The Isuzu Turquoise driver's compartment is designed to make the driver feel as comfortable as at home. The driver has full control over the vehicle thanks to the wide and tinted windshield; an air-actuated and adjustable driver's seat; and an ergonomic dashboard with a driver-friendly instrument panel and a tilt and telescopic power steering mechanism. Driving comfort is further enhanced by a softer steering wheel with a larger diameter.



Driver and crew have their own overhead lockers for storing personal belongings. Individual lighting units and speakers are placed entirely for the use of driver and crew. The folding crew seat has a 3 point safety belt. The crew member can easily use the handy microphone while sitting on the crew seat.

Cruise control, parking sensor, digital tachograph and sun visor are among the other equipment that Turquoise drivers will enjoy.



A PALACE FOR THE PASSENGERS

The new and stylish interior design offers maximum comfort for Turquoise passengers as well. The interior luggage racks and overhead service units decorated with blue overhead lights are completely new. Individual reading lamps over the passenger seats are LED (Light-emitting diode). Continuous and indirect interior lighting units for the aisle are also blue LEDs. Comfortable passenger seats are reclining and side sliding, which make the longer-route journeys more pleasant.

The equipment list of the new Turquoise includes many optional items that can double the passenger comfort level, such as footrests, window-side armrests and individual seat-back headphone output sets.





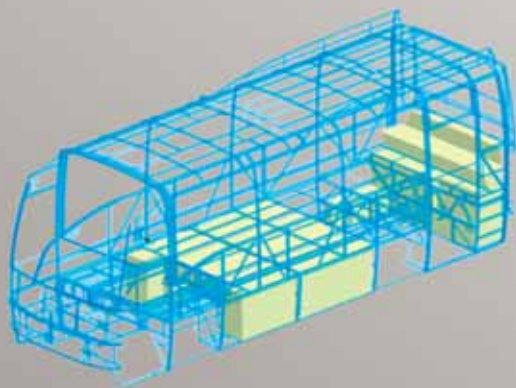
Wide, tinted and double glazing side windows complete the well-lighted and spacious design of Turquoise and make this the ideal bus for sightseeing tours. Thanks to the strong air conditioning system, sightseeing will be very comfortable in summer.

In addition, the optional ski box, the standard preheating system and the powerful heating system make Turquoise a perfect partner for winter tourism.





MORE THAN ENOUGH SPACE FOR ALL YOUR LUGGAGE



The huge luggage compartment with interior lighting meets the needs of passengers travelling with their belongings, especially in airport and intercity transportation. The luggage capacity of the new Turquoise is increased to 4.2 m³, which can easily serve 31 passengers. In addition to the huge luggage capacity, new Turquoise has easy-to-open vertical-swing luggage compartment lids.

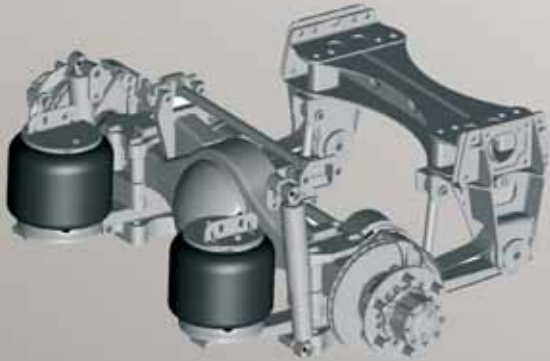


A STYLISH OUTLOOK...

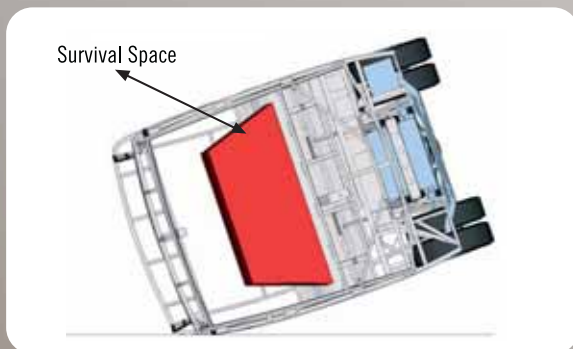
Turquoise attracts everyone with its stylish exterior and spacious interior design. The frontal outlook of Turquoise is completely new. Its interior has a cozier atmosphere with its new, blue LED decorated interior luggage racks, and front and rear header designs. The new Turquoise is ready to serve the ones looking for aesthetic, comfort, safety, economy and power in one line.



THE MAGIC BUS TAKES YOU ANYWHERE SAFELY



Turquoise's dual circuit full air brake system is supported by the ABS (Anti-locking Brake System) and ASR (Anti Slip Regulation) traction systems. The disc brakes on both axles increase driver comfort, shorten the braking effect time and render braking at higher speeds much safer. Meanwhile, the retarder is further increasing the braking efficiency. A new system for the rear air suspension has been developed that increases vehicle stability significantly, making the journey not only safer but more comfortable for the passengers.



Isuzu Turquoise has passed all roll-over tests successfully. All passenger seats have safety belts. As long as passengers use their seat-belts properly, the risk is almost entirely eliminated inside the survival space. A fire sensor is mounted inside the engine compartment to provide an early warning for the driver.

Turquoise is also well protected against burglary. Standard equipment on the bus includes a fuel tank lock and an electronic immobiliser that prevents the engine from running unless the correct key is inserted. A central luggage compartment locker is also available as optional equipment in Isuzu Turquoise.




ECO-FRIENDLY ISUZU TECHNOLOGY

The Isuzu 4HK1 5.2L Diesel Engine is an engine that incorporates the knowledge gathered via feedback from Isuzu diesel engine technology users worldwide. The 4HK1's excellent performance and quality are based on its many technological advantages over competing engines.

Isuzu Turquoise is powered by Isuzu 4HK1 E5C diesel engines, which qualify under the Euro 5 EEV (Enhanced Environment friendly Vehicle) regulation of the European Union. The 4HK1 E5S includes the employment of four valve mechanisms per cylinder that are operated via a single camshaft; a Common Rail fuel injection system; a water cooled exhaust gas re-circulation (EGR) system, and the change of combustion chamber form. With the optimized fuel injection quantity with electronic controls and the high fuel pressure with common rail fuel injection system, increasing maximum output of 190 PS at 2600 rpm and with a steady torque value of 513 Nm and 1600-2600 rpm, meet the Euro 5 EEV emission levels.

With the use of DPD (Diesel Particulate Diffuser) system, Isuzu engines comply with the Euro 5 and EEV norms without the need to use extra additives such as Adblue. These engines only work with diesel. This easily maintained and heat-proof system will save your clients operational costs. There is no need for additional tanks. It is neither a complicated nor an electronic system, thus this simple architecture reduces the risk of costly failures.

The common rail technology is supported by the ECM (Electronic Control Module) system, which enables the vehicle to function at peak performance in the most economical way possible. The ECM coordinates the entire combustion process with the help of sensors installed at key points on the engine. ECM controls the common rail combustion process by deciding the right amount of fuel and the best timing to inject the fuel inside the combustion chambers. VNT (variable nozzle turbocharger) enables to adjust the air amount which is directed to combustion chamber. This opportunity increase the power of the engine in high and low revolutions. The optimum amount of fuel burned under the ideal pressure conditions by the ECM system assures highly efficient fuel consumption while the driver enjoys the maximum performance. The best news is that Isuzu drivers benefit from the system in all terrain and weather conditions as ECM calculations are not affected by altitude or climatic conditions.



TURQUOISE

EURO 5 EEV

TECHNICAL SPECIFICATIONS
TURQUOISE

Dimensions (mm)	
Maximum length	7720
Maximum width	2320
Maximum height	3330
Wheelbase	3815
Front overhang	1673
Rear overhang	2232
Front track width	1904
Rear track width	1650
Inner height	1910
Weight (kg)	
Gross vehicle mass	max. 10400
Empty mass	6130-7770
Front axle capacity	4000
Rear axle capacity	6400
Engine	
Model	4HK1E5C EURO5-EEV (enhanced environment-friendly vehicle)
Type	Commonrail Turbo Diesel Intercooler
Number of cylinders	4
Engine displacement (cc)	5193
Maximum Power (PS/rpm)	190 / 2600
Maximum Torque (Nm/rpm (Kgm/rpm)	(513 /1600-2600) (52,3 /1600-2600)
Exhaust gas emission class	Euro5-EEV (enhanced environment-friendly vehicle)
Clutch	
Hydraulic actuated, diaphragm spring single dry plate	
Gearbox	
Model	MZZ-6F
Number of gears, Type	6 forward, 1 rear , Manuel, overdrive
Final gear ratio	4.777
Steering system	Hydraulic
Tyres	
235/75 R17,5	
Minimum turning radius	
7200	
Hill starting ability (At maximum weight)	
38.70%	
Suspensions	
Front	Parabolic alloyed steel leaf spring
Rear	Air suspension
Brake system	
Front / Rear	Disc / Disc
Short description	Full air brake with ABS with dual circuit and automatic adjuster
Parking brake	Acted on rear axle air actuated
Auxiliary Brake	Vacuum assisted exhaust brake, parking brake acted on rear tyres
Fuel tank	
190 lt	
Fuel tank cap lock	S
Volume of luggage compartment	
Volume (m ³)	4.2
Carpet cover inside	S
Lighting inside	S
Central locking system	0
Vertically upwards opening of luggage doors	S
Hand baggage compartment	S
Generator	
24V - 100A	
Nominal voltage	24V
Battery	24V (2X12V)-125 Ah
Engine starter	24V - 4,5kW
Seating capacity*	
31(p)+1(c)+1(d)	
30(p)+1(c)+1(d)	
29(p)+1(c)+1(d)	
28(p)+1(c)+1(d)	
27(p)+1(c)+1(d)	
26(p)+1(c)+1(d)	

*p: seat for passengers
h: seat for hostess
d: seat for driver

EQUIPMENTS

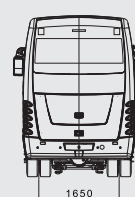
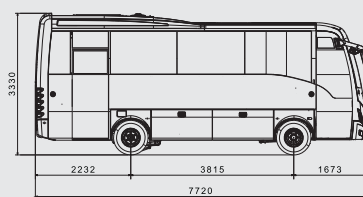
TURQUOISE

TURQUOISE

General		Interior	
Cruise Control	S	Steering wheel	Adjustable to height and angle Wheel diameter: 460mm
Tachograph	Dijital tachograph standard MTCO tachograph optional	Odometer	S
Equipment for tyre inflation	S	Driver's seat	With air bellows , adjustable
Heating, Ventilation and Air Conditioning		Head restraint for driver's seat	Detachable
Pre- heater	S	Overhead locker for driver	S
Front Blower box	S	Overhead locker for crew	S
Dry type air cleaner	S	Crew seat	S
Other	Convector standard heating system with hot air canals and fan blower is optional	Mahogany coating for dashboard	S
Air Conditioner	Digital air conditioner and drivers' dasboard air conditioner is standard.	Roof interior lining material	Fabric
Tropical Climate A/C	0	Reading lamps for passangers	S
Safety		Lamp for driver	S
Roof emergency exit & ventilation cap	S	Lamp for crew	S
Parking Sensor	S	Interior roof lighting	On luggage rack edge, continuous
Retarder	S (TELMA AD 50-80)	Luggage racks lighting	S
Immobiliser	S	Lighting at steps	Standard led lamps
ABS	S	Curtains (top and bottom edge railed)	S
ASR	S	Side wall lining material	Fabric
Fire extinguisher	S	Floor cover	Carpet over vinyl
Engine room fire sensor	0	Linoleum	S
Speed limiter	S	Carpet	S
Exterior		Refrigerator (front or rear)	0
Side stripe stickers	0	Tea coffee machine	0
Metallic paint	0	Seats	
Number of Service doors	2	Passenger seats coating	Fabric
Type of service doors	Front and rear : single wing outdoors opening	Leather	0
Remote control	S	Reclining	S
Driver's window	Sliding Standard	Lateral sliding	S
Heated driver's window	S	Fixed / Sledge	Sledge
Heated front door glass	S	Foot rest	0
Sun visor	S (Electrically controlled optional)	Armrests (aisle side) for passenger seats	S
Side rear view mirrors	S	Armrests (window side) for passenger seats	0
Electrically controlled mirrors	S	Mahogany coating for armrests	0
Heated long arm mirror	S	Magazine holder	S
Close-proximity exterior miror	S	Seat back tray	S
Passenger window	One piece, coloured	Safety belts	S
Single glazing	0	3 points safety belts for all seats	0
Double glazing	S	Audio&Visual	
Windscreen	One piece, coloured	Radio&CD Player	S
Ski box fitting bracket and socket	0	Radyo&CD Player&VCD , DVD ,MP3 Player	0
Rim caps	Stainless steel	Speaker	S
Extra third stop lamp	S	Headphone output for each passenger seat	0
Front fog lamps	S	Microphone & Amplifier	S
Windscreen wiper and washers	3 speed level	Monitor / LCD	0
Reverse gear warning sound	S	TV tuner	0
		Digital clock	S

S: Standard Equipment 0: Optional Equipment

Anadolu Isuzu reserves the right to make changes in the specifications and the design of the products without prior notice.





ISUZU

EURO 5

BEV

TURQUOISE

TURQUOISE



ANADOLU ISUZU Otomotiv Sanayi ve Ticaret A.Ş.
Şekerpınar Mah. Otomotiv Cad. No:2 41435 Çayirova / Kocaeli - Turkey
Tel: +90 (262) 658 88 43-44 Fax: +90 262 658 88 42
www.isuzu.com.tr isuzu@isuzu.com.tr

ISO 9001
ISO 14001
BUREAU VERITAS
Certification



Your Distributor